

(限閱文件)  
(Restricted)

學校表現評量報告(小學)  
School KPM Report (Primary School)

ISLAMIC PRIMARY SCHOOL

伊斯蘭學校

SCRN:114642

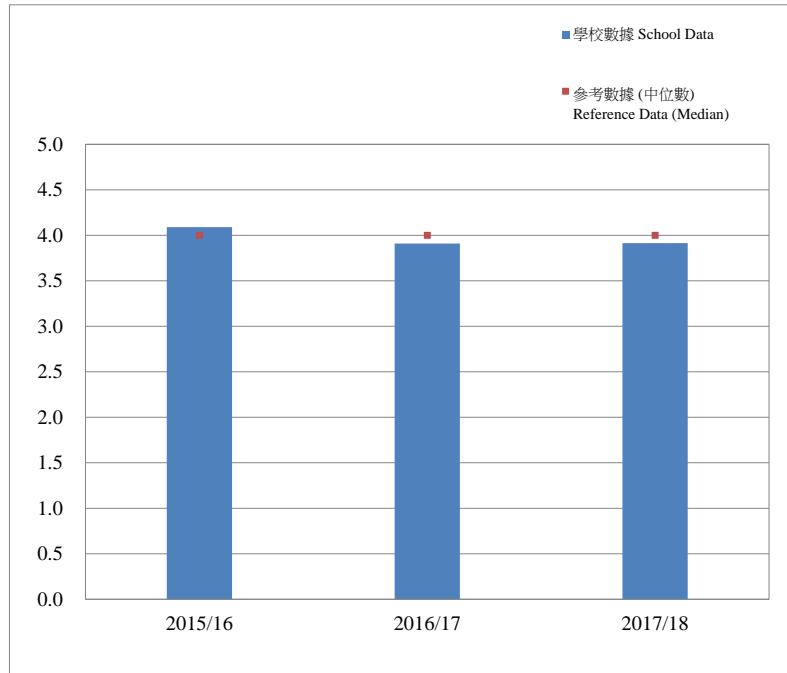
2017/18

- 1 本活頁簿旨在協助學校製作「學校表現評量報告」。
- 2 本活頁簿只適用於本學年製作的「學校表現評量報告」。其後學年，本局將提供更新版本。
- 3 為避免學校對工作表內的公式作意外的改動，工作表已加上密碼作保護。
- 4 由於非概率抽樣關係，參考數據只代表樣本學校的情況。
- 5 如有查詢，請致電 2892 6577 與本局指標組聯絡。

- 1 This workbook aims at helping schools to produce "School KPM Report".
- 2 This workbook is applicable for producing "School KPM Report" in this year only. For subsequent school years, the EDB will provide an updated version at the appropriate time.
- 3 To avoid any unintended changes to the formula, the worksheets have been password-protected.
- 4 Due to non-probability sampling, reference data represent the situation of the sample schools only.
- 5 For enquiry, please contact the Indicators Section of the EDB at 2892 6577.

<a href="#">KPM01</a>	持份者對學校管理的觀感	Stakeholders' perception of School Management
<a href="#">KPM02</a>	持份者對專業領導的觀感	Stakeholders' perception of Professional Leadership
<a href="#">KPM03</a>	持份者對教師專業發展的觀感	Stakeholders' perception of Teachers' Professional Development
<a href="#">KPM04</a>	特殊教育需要的專業培訓	Professional training on special educational needs
<a href="#">KPM05</a>	實際上課日數	Number of active school days
<a href="#">KPM06a</a>	學習領域的課時百分比(小一至小三)	Percentage of lesson time for KLAs (Primary 1 to Primary 3)
<a href="#">KPM06b</a>	學習領域的課時百分比(小四至小六)	Percentage of lesson time for KLAs (Primary 4 to Primary 6)
<a href="#">KPM08</a>	持份者對課程和評估的觀感	Stakeholders' perception of Curriculum and Assessment
<a href="#">KPM09</a>	持份者對教學的觀感	Stakeholders' perception of Teaching
<a href="#">KPM10</a>	持份者對學生學習的觀感	Stakeholders' perception of Student Learning
<a href="#">KPM11</a>	持份者對學生成長支援的觀感	Stakeholders' perception of Support for Student Development
<a href="#">KPM12</a>	持份者對學校氣氛的觀感	Stakeholders' perception of School Climate
<a href="#">KPM14</a>	持份者對家校合作的觀感	Stakeholders' perception of Home-school Cooperation
<a href="#">KPM15</a>	學生對學校的態度	Students' attitudes to school
<a href="#">KPM19</a>	參與全港性校際比賽的學生百分比	Percentage of students participating in territory-wide inter-school competitions
<a href="#">KPM20</a>	參與制服團體或社會服務活動的學生百分比	Percentage of students participating in uniform groups/community services
<a href="#">KPM21</a>	學生出席率	Students' attendance rate
<a href="#">KPM22</a>	處於可接受體重範圍的學生百分比	Percentage of students within the acceptable weight range

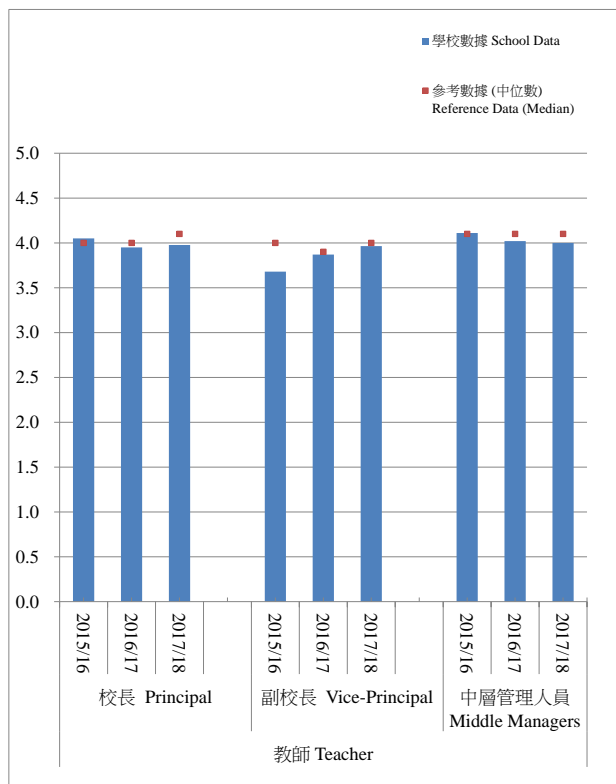
KPM 1 - 持份者對學校管理的觀感  
Stakeholders' perception of School Management



		學校數據 School Data		
		學年 School Year	平均數 Mean	標準差 S.D.
1.1	教師對學校管理的觀感 Teachers' perception of School Management	2015/16	4.1	0.6
		2016/17	3.9	0.6
		2017/18	3.9	0.7

		參考數據 Reference Data			
		學年 School Year	25百分位數 25th P'tile	中位數 Median	75百分位數 75th P'tile
1.1	教師對學校管理的觀感 Teachers' perception of School Management	2015/16	3.8	4.0	4.1
		2016/17	3.8	4.0	4.1
		2017/18	3.9	4.0	4.1

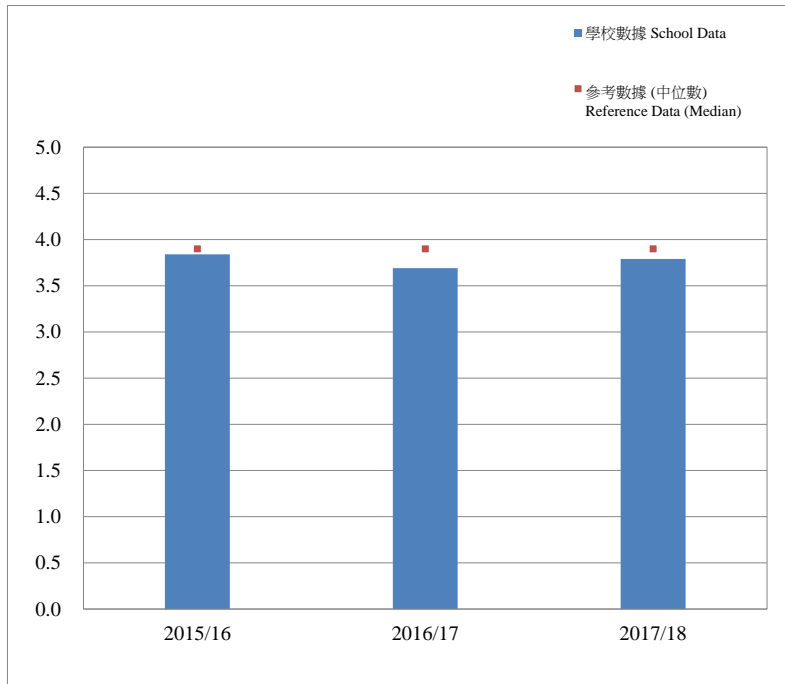
KPM 2 - 持份者對專業領導的觀感  
Stakeholders' perception of Professional Leadership



		學校數據 School Data		
		學年 School Year	平均數 Mean	標準差 S.D.
2.1	教師對校長在「領導與監察」及「協作與支援」方面觀感 Teachers' perception of the Principal in the aspects of Leadership & Monitoring and Collaboration & Support	2015/16	4.1	0.7
		2016/17	4.0	0.8
		2017/18	4.0	0.8
2.2	教師對副校長在「領導與監察」及「協作與支援」方面觀感 Teachers' perception of the Vice-Principal in the aspects of Leadership & Monitoring and Collaboration & Support	2015/16	3.7	0.8
		2016/17	3.9	0.8
		2017/18	4.0	0.7
2.3	教師對中層管理人員在「領導與監察」及「協作與支援」方面觀感 Teachers' perception of the Middle Managers in the aspects of Leadership & Monitoring and Collaboration & Support	2015/16	4.1	0.6
		2016/17	4.0	0.6
		2017/18	4.0	0.6

		參考數據 Reference Data			
		學年 School Year	25百分位數 25th P'tile	中位數 Median	75百分位數 75th P'tile
2.1	教師對校長在「領導與監察」及「協作與支援」方面觀感 Teachers' perception of the Principal in the aspects of Leadership & Monitoring and Collaboration & Support	2015/16	3.7	4.0	4.2
		2016/17	3.8	4.0	4.2
		2017/18	3.9	4.1	4.2
2.2	教師對副校長在「領導與監察」及「協作與支援」方面觀感 Teachers' perception of the Vice-Principal in the aspects of Leadership & Monitoring and Collaboration & Support	2015/16	3.7	4.0	4.1
		2016/17	3.8	3.9	4.1
		2017/18	3.8	4.0	4.1
2.3	教師對中層管理人員在「領導與監察」及「協作與支援」方面觀感 Teachers' perception of the Middle Managers in the aspects of Leadership & Monitoring and Collaboration & Support	2015/16	3.9	4.1	4.2
		2016/17	3.9	4.1	4.2
		2017/18	4.0	4.1	4.2

KPM 3 - 持份者對教師專業發展的觀感  
Stakeholders' perception of Teacher Professional Development

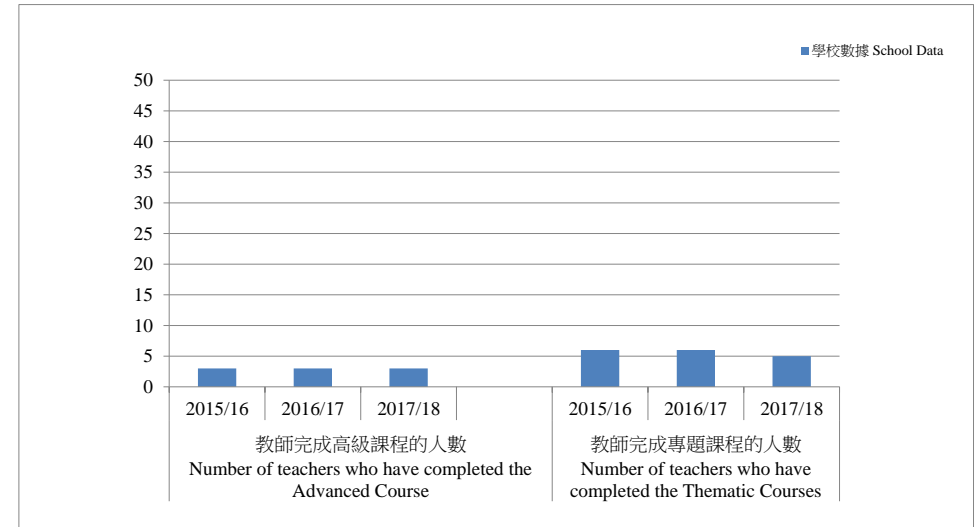
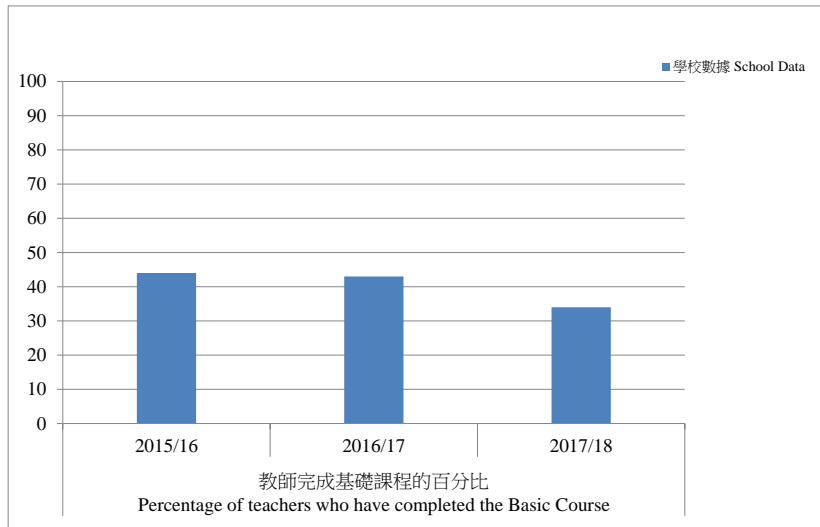


		學校數據 School Data		
		學年 School Year	平均數 Mean	標準差 S.D.
3.1	教師對教師專業發展的觀感 Stakeholders' perception of Teacher Professional Development	2015/16	3.8	0.8
		2016/17	3.7	0.8
		2017/18	3.8	0.7

		參考數據 Reference Data			
		學年 School Year	25百分位數 25th P'tile	中位數 Median	75百分位數 75th P'tile
3.1	教師對教師專業發展的觀感 Stakeholders' perception of Teacher Professional Development	2015/16	3.7	3.9	4.0
		2016/17	3.7	3.9	4.0
		2017/18	3.7	3.9	4.0

KPM 4 - 特殊教育需要的專業培訓

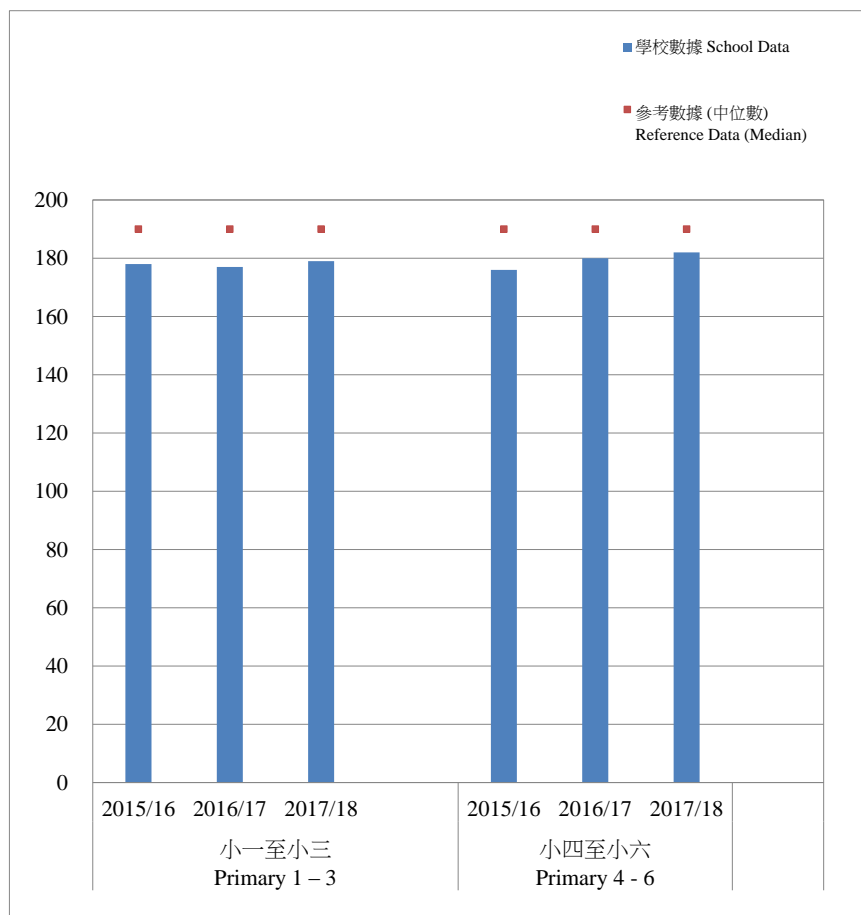
Professional training on special educational needs



學校數據 School Data				參考數據 Reference Data *
		學年 School Year	百分比 Percentage	百分比 Percentage
4.1	教師完成基礎課程的百分比	2015/16	44.0	15 - 25 %
	Percentage of teachers who have completed the Basic Course	2016/17	43.0	
		2017/18	34.0	
* 詳情請參閱教育局通告第12/2015號。 For details, please refer to the Education Bureau Circular No. 12/2015.				

學校數據 School Data				參考數據 * Reference Data
		學年 School Year	教師人數 Number of teachers	教師人數 Number of teachers
4.2	教師完成高級課程的人數	2015/16	3	6 - 9
	Number of teachers who have completed the Advanced Course	2016/17	3	
		2017/18	3	
4.3	教師完成專題課程的人數	2015/16	6	6 - 9
	Number of teachers who have completed the Thematic Courses	2016/17	6	
		2017/18	5	
* 詳情請參閱教育局通告第12/2015號。 For details, please refer to the Education Bureau Circular No. 12/2015.				

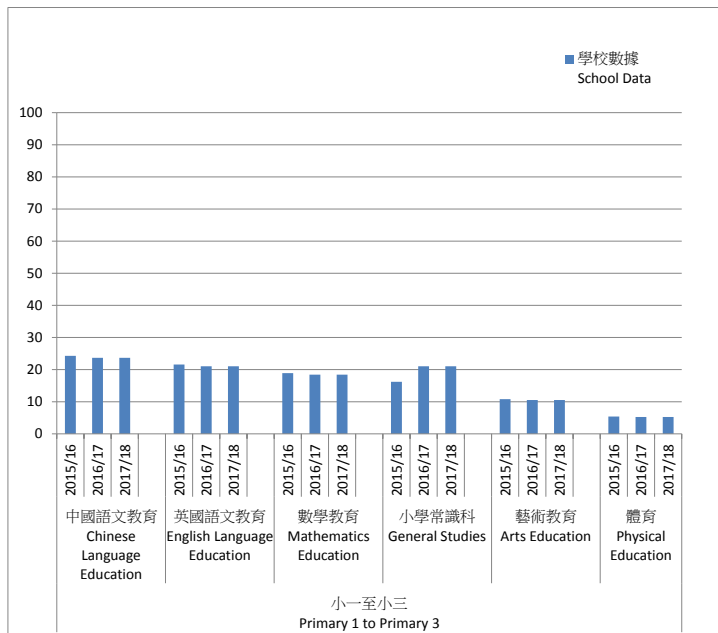
KPM 5 - 實際上課日數  
Number of active school days



		學校數據 School Data	
		學年 School Year	日數 Day(s)
5.1	小一至小三	2015/16	178.0
	Primary 1 – Primary 3	2016/17	177.0
		2017/18	179.0
5.2	小四至小六	2015/16	176.0
	Primary 4 – Primary 6	2016/17	180.0
		2017/18	182.0

		參考數據 Reference Data			
		學年 School Year	25百分位數 25th P'tile	中位數 Median	75百分位數 75th P'tile
5.1	小一至小三	2015/16	181.3	190.0	191.0
	Primary 1 – Primary 3	2016/17	182.0	190.0	191.0
		2017/18	183.0	190.0	191.0
5.2	小四至小六	2015/16	180.3	190.0	191.0
	Primary 4 – Primary 6	2016/17	182.0	190.0	191.0
		2017/18	182.0	190.0	191.0

KPM 6a - 學習領域的課時百分比 (小一至小三)  
Percentage of lesson time for KLAs (Primary 1 to Primary 3)



學校數據					
School Data					
		學年	百分比		
		School Year	Percentage		
6.1	中國語文教育	2015/16	24.3		
		2016/17	23.7		
		2017/18	23.7		
	6.2	英國語文教育	2015/16	21.6	
			2016/17	21.1	
			2017/18	21.1	
6.3	數學教育	2015/16	18.9		
		2016/17	18.4		
		2017/18	18.4		
6.4	小學常識科	2015/16	16.2		
		2016/17	21.1		
		2017/18	21.1		
6.5	藝術教育	2015/16	10.8		
		2016/17	10.5		
		2017/18	10.5		
6.6	體育	2015/16	5.4		
		2016/17	5.3		
		2017/18	5.3		

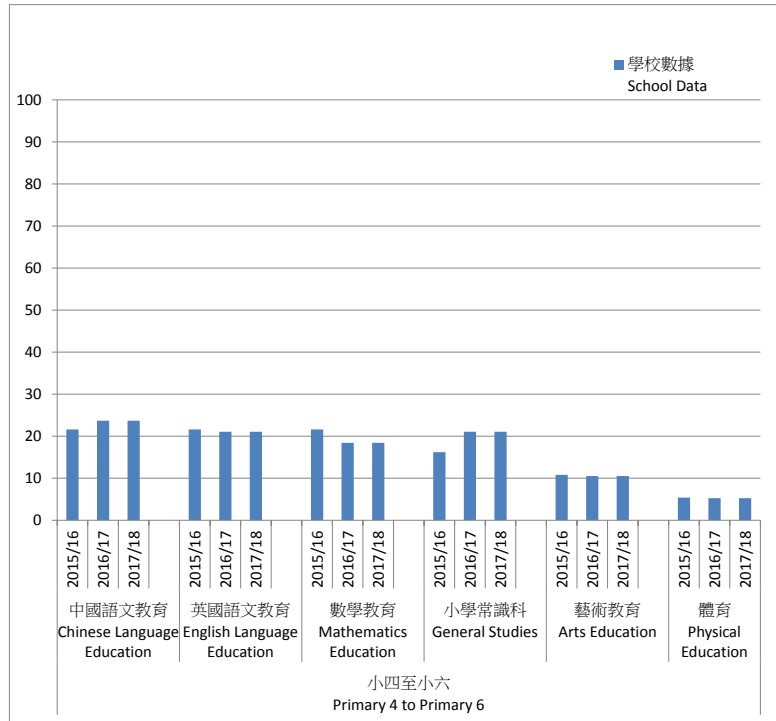
學習階段	學習領域	建議的三年內總課時百分比 [1]
Learning Stage	Key Learning Area	Suggested allocation of lesson time (% of total lesson time over 3 years) [1]
小一至小三 Primary 1 to Primary 3	中國語文教育 Chinese Language Education	25% - 30%
	英國語文教育 English Language Education	17% - 21%
	數學教育 Mathematics Education	12% - 15%
	小學常識科 General Studies	12% - 15%
	藝術教育 Arts Education	10% - 15%
	體育 Physical Education	5% - 8%

[1] 來源：二零一四年《基礎教育課程指引－聚焦・深化・持續（小一至小六）》

[1] Source: Basic Education Curriculum Guide – To Sustain, Deepen and Focus on Learning to Learn (Primary 1 – 6) (2014)



KPM 6b - 學習領域的課時百分比 (小四至小六)  
Percentage of lesson time for KLAs (Primary 4 to Primary 6)



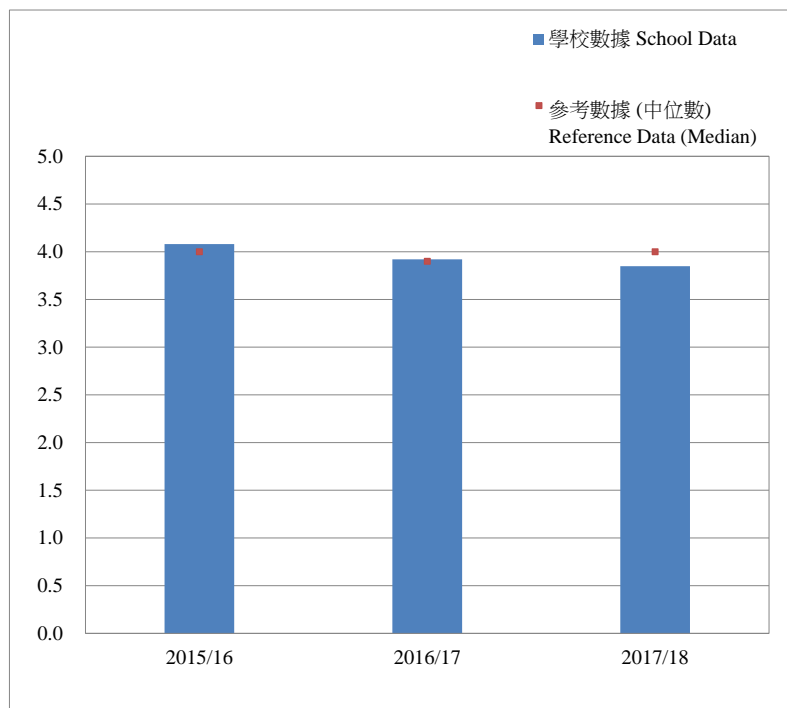
學校數據 School Data			
學年 School Year	百分比 Percentage	小四至小六 Primary 4 to Primary 6	
		6.7	中國語文教育 Chinese Language Education
		2017/18 23.7	
6.8	英國語文教育 English Language Education	2015/16 21.6	2016/17 21.1
		2017/18 21.1	
6.9	數學教育 Mathematics Education	2015/16 21.6	2016/17 18.4
		2017/18 18.4	
6.10	小學常識科 General Studies	2015/16 16.2	2016/17 21.1
		2017/18 21.1	
6.11	藝術教育 Arts Education	2015/16 10.8	2016/17 10.5
		2017/18 10.5	
6.12	體育 Physical Education	2015/16 5.4	2016/17 5.3
		2017/18 5.3	

學習階段 Learning Stage	學習領域 Key Learning Area	建議的三年內總課時百分比 [1] Suggested allocation of lesson time (% of total lesson time over 3 years) [1]
小四至小六 Primary 4 to Primary 6	中國語文教育 Chinese Language Education	25% - 30%
	英國語文教育 English Language Education	17% - 21%
	數學教育 Mathematics Education	12% - 15%
	小學常識科 General Studies	12% - 15%
	藝術教育 Arts Education	10% - 15%
	體育 Physical Education	5% - 8%

[1] 來源：二零一四年《基礎教育課程指引－聚焦・深化・持續（小一至小六）》

[1] Source: Basic Education Curriculum Guide – To Sustain, Deepen and Focus on Learning to Learn (Primary 1 – 6) (2014)

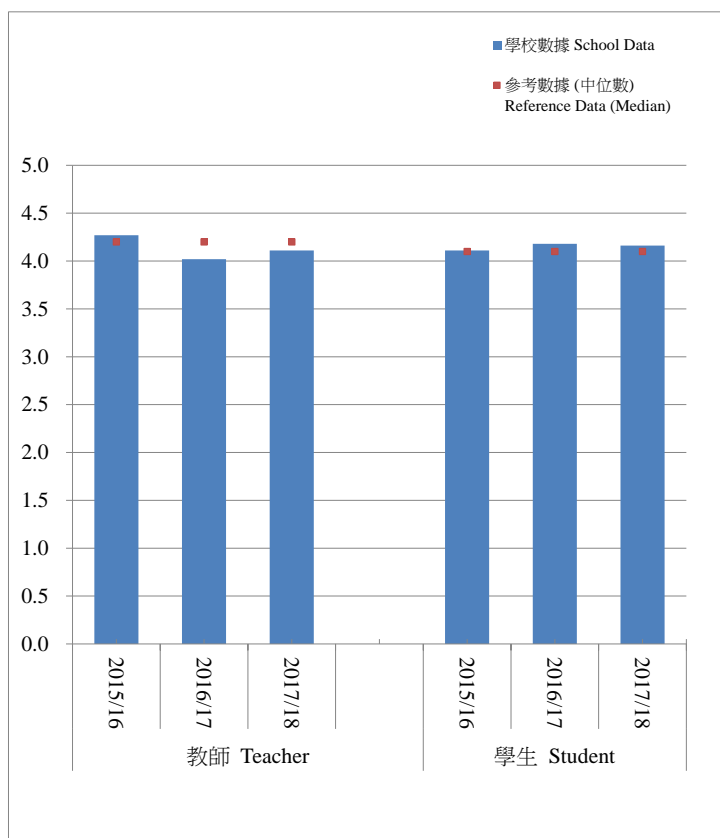
KPM 8 - 持份者對課程和評估的觀感  
Stakeholders' perception of Curriculum and Assessment



		學校數據 School Data		
		學年 School Year	平均數 Mean	標準差 S.D.
8.1	教師對課程和評估的觀感 Teachers' perception of Curriculum and Assessment	2015/16	4.1	0.6
		2016/17	3.9	0.6
		2017/18	3.8	0.6

		參考數據 Reference Data			
		學年 School Year	25百分位數 25th P'tile	中位數 Median	75百分位數 75th P'tile
8.1	教師對課程和評估的觀感 Teachers' perception of Curriculum and Assessment	2015/16	3.8	4.0	4.1
		2016/17	3.8	3.9	4.1
		2017/18	3.9	4.0	4.1

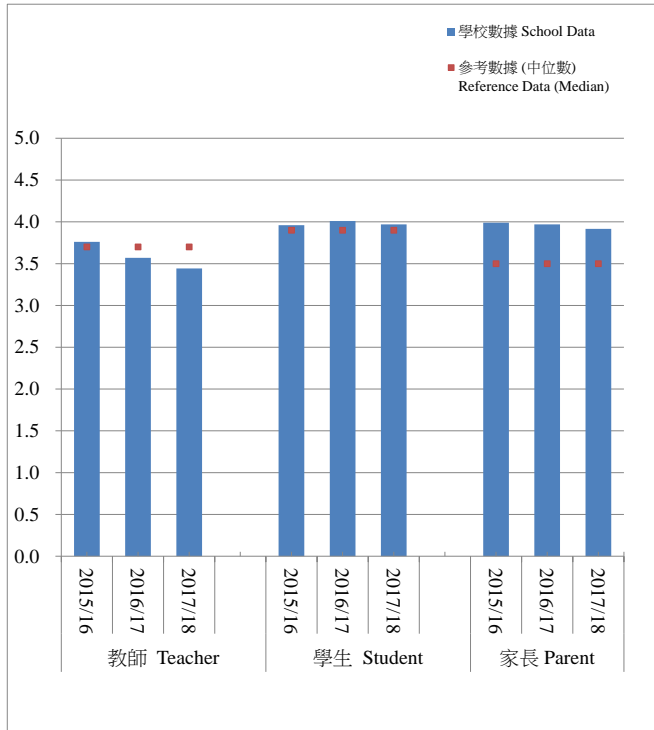
KPM 9 - 持份者對教學的觀感  
Stakeholders' perception of Teaching



		學校數據 School Data		
		學年 School Year	平均數 Mean	標準差 S.D.
9.1	教師對教學的觀感 Teachers' perception of Teaching	2015/16	4.3	0.5
		2016/17	4.0	0.5
		2017/18	4.1	0.6
9.2	學生對教學的觀感 Students' perception of Teaching	2015/16	4.1	0.8
		2016/17	4.2	0.9
		2017/18	4.2	0.9

		參考數據 Reference Data			
		學年 School Year	25百分位數 25th P'tile	中位數 Median	75百分位數 75th P'tile
9.1	教師對教學的觀感 Teachers' perception of Teaching	2015/16	4.1	4.2	4.3
		2016/17	4.1	4.2	4.3
		2017/18	4.1	4.2	4.3
9.2	學生對教學的觀感 Students' perception of Teaching	2015/16	4.0	4.1	4.2
		2016/17	4.0	4.1	4.2
		2017/18	4.0	4.1	4.2

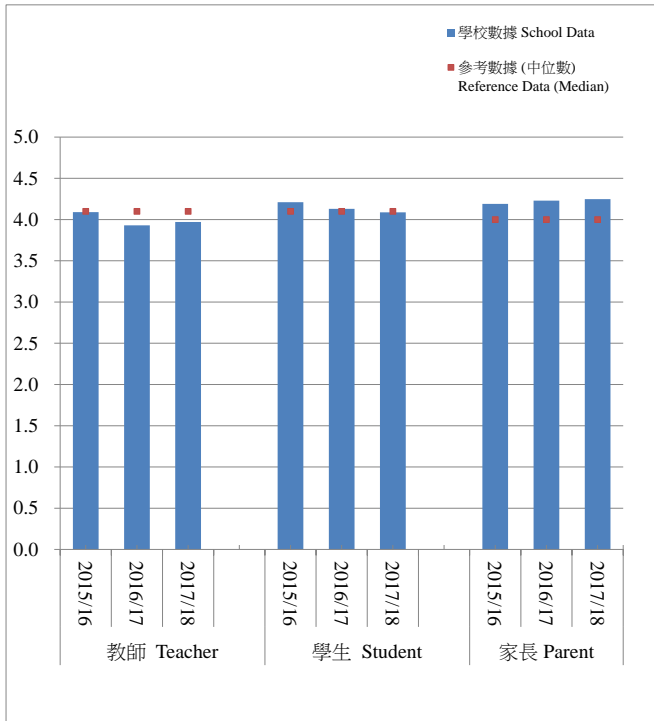
KPM 10 - 持份者對學生學習的觀感  
Stakeholders' perception of Student Learning



		學校數據 School Data		
		學年 School Year	平均數 Mean	標準差 S.D.
10.1	教師對學生學習的觀感 Teachers' perception of Student Learning	2015/16	3.8	0.8
		2016/17	3.6	0.8
		2017/18	3.4	0.8
10.2	學生對學生學習的觀感 Students' perception of Student Learning	2015/16	4.0	1.0
		2016/17	4.0	1.0
		2017/18	4.0	1.0
10.3	家長對學生學習的觀感 Parents' perception of Student Learning	2015/16	4.0	0.9
		2016/17	4.0	0.8
		2017/18	3.9	0.8

		參考數據 Reference Data			
		學年 School Year	25百分位數 25th P'tile	中位數 Median	75百分位數 75th P'tile
10.1	教師對學生學習的觀感 Teachers' perception of Student Learning	2015/16	3.5	3.7	3.8
		2016/17	3.5	3.7	3.8
		2017/18	3.5	3.7	3.8
10.2	學生對學生學習的觀感 Students' perception of Student Learning	2015/16	3.8	3.9	4.0
		2016/17	3.8	3.9	4.0
		2017/18	3.8	3.9	4.0
10.3	家長對學生學習的觀感 Parents' perception of Student Learning	2015/16	3.4	3.5	3.6
		2016/17	3.4	3.5	3.6
		2017/18	3.4	3.5	3.6

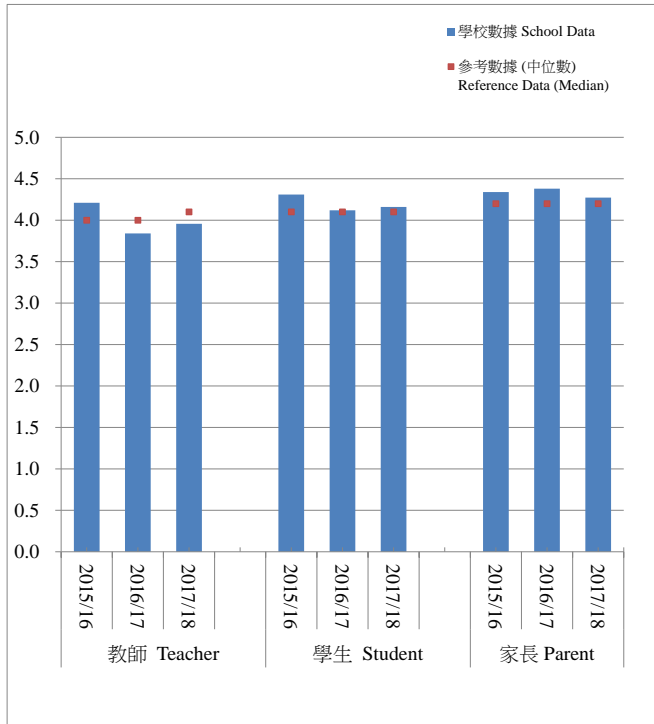
KPM 11 - 持份者對學生成長支援的觀感  
Stakeholders' perception of Support for Student Development



		學校數據 School Data		
		學年 School Year	平均數 Mean	標準差 S.D.
11.1	教師對學生成長支援的觀感 Teachers' perception of Support for Student Development	2015/16	4.1	0.7
		2016/17	3.9	0.7
		2017/18	4.0	0.6
11.2	學生對學生成長支援的觀感 Students' perception of Support for Student Development	2015/16	4.2	0.9
		2016/17	4.1	1.0
		2017/18	4.1	1.1
11.3	家長對學生成長支援的觀感 Parents' perception of Support for Student Development	2015/16	4.2	0.7
		2016/17	4.2	0.7
		2017/18	4.2	0.7

		參考數據 Reference Data			
		學年 School Year	25百分位數 25th P'tile	中位數 Median	75百分位數 75th P'tile
11.1	教師對學生成長支援的觀感 Teachers' perception of Support for Student Development	2015/16	4.0	4.1	4.2
		2016/17	4.0	4.1	4.2
		2017/18	4.0	4.1	4.2
11.2	學生對學生成長支援的觀感 Students' perception of Support for Student Development	2015/16	4.0	4.1	4.2
		2016/17	4.0	4.1	4.3
		2017/18	4.0	4.1	4.3
11.3	家長對學生成長支援的觀感 Parents' perception of Support for Student Development	2015/16	3.9	4.0	4.1
		2016/17	3.9	4.0	4.1
		2017/18	3.9	4.0	4.1

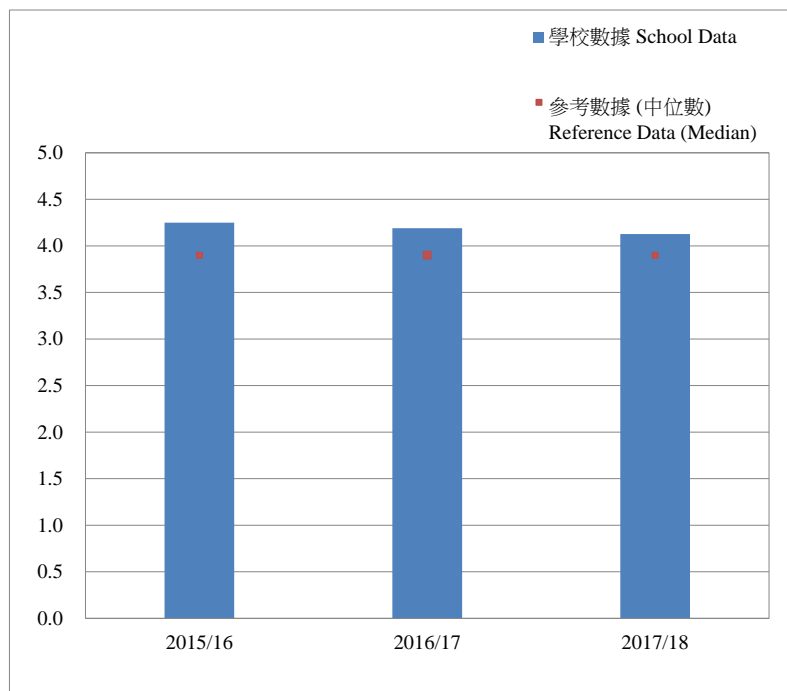
KPM 12 - 持份者對學校氣氛的觀感  
Stakeholders' perception of School Climate



		學校數據 School Data		
		學年 School Year	平均數 Mean	標準差 S.D.
12.1	教師對學校氣氛的觀感 Teachers' perception of School Climate	2015/16	4.2	0.7
		2016/17	3.8	0.8
		2017/18	4.0	0.8
12.2	學生對學校氣氛的觀感 Students' perception of School Climate	2015/16	4.3	0.9
		2016/17	4.1	1.1
		2017/18	4.2	1.1
12.3	家長對學校氣氛的觀感 Parents' perception of School Climate	2015/16	4.3	0.8
		2016/17	4.4	0.7
		2017/18	4.3	0.8

		參考數據 Reference Data			
		學年 School Year	25百分位數 25th P'tile	中位數 Median	75百分位數 75th P'tile
12.1	教師對學校氣氛的觀感 Teachers' perception of School Climate	2015/16	3.9	4.0	4.2
		2016/17	3.8	4.0	4.2
		2017/18	4.0	4.1	4.2
12.2	學生對學校氣氛的觀感 Students' perception of School Climate	2015/16	4.0	4.1	4.2
		2016/17	4.0	4.1	4.3
		2017/18	4.0	4.1	4.3
12.3	家長對學校氣氛的觀感 Parents' perception of School Climate	2015/16	4.1	4.2	4.3
		2016/17	4.1	4.2	4.3
		2017/18	4.1	4.2	4.3

KPM 14 - 持份者對家校合作的觀感  
Stakeholders' perception of Home-school Cooperation

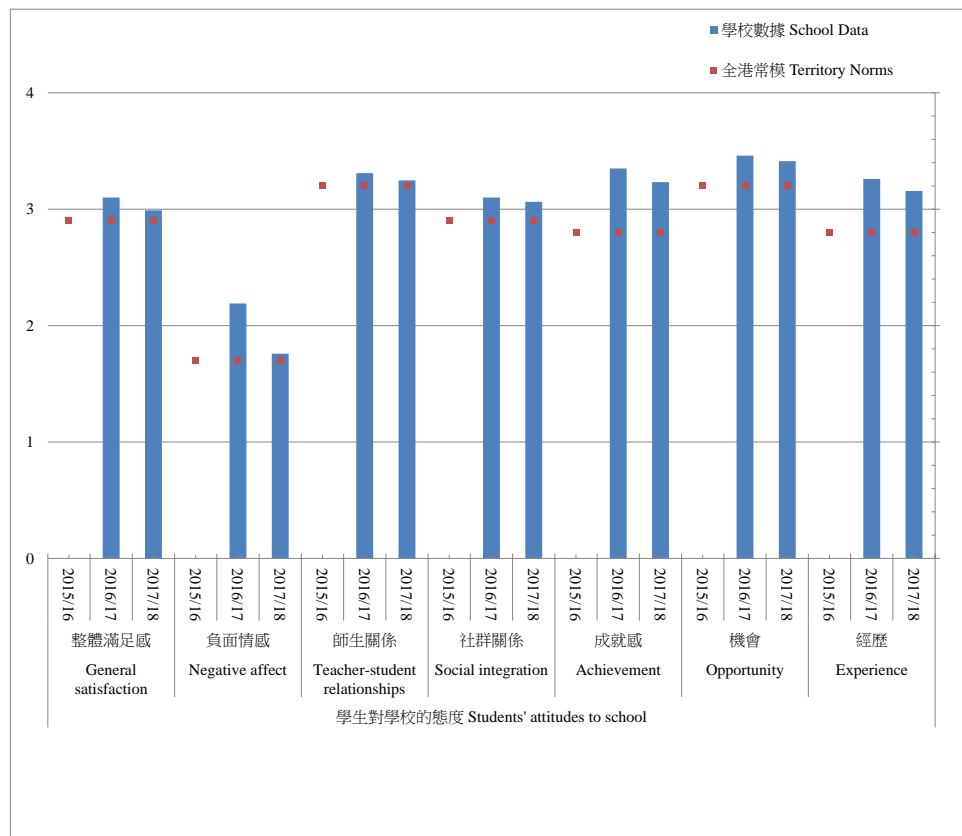


		學校數據 School Data		
		學年 School Year	平均數 Mean	標準差 S.D.
14.1	家長對家校合作的觀感	2015/16	4.3	0.7
	Parents' perception of Home-school Cooperation	2016/17	4.2	0.7
		2017/18	4.1	0.7

		參考數據 Reference Data			
		學年 School Year	25百分位數 25th P'tile	中位數 Median	75百分位數 75th P'tile
14.1	家長對家校合作的觀感	2015/16	3.8	3.9	4.0
	Parents' perception of Home-school Cooperation	2016/17	3.8	3.9	4.0
		2017/18	3.9	3.9	4.1

KPM 15 - 學生對學校的態度

Students' attitudes to school

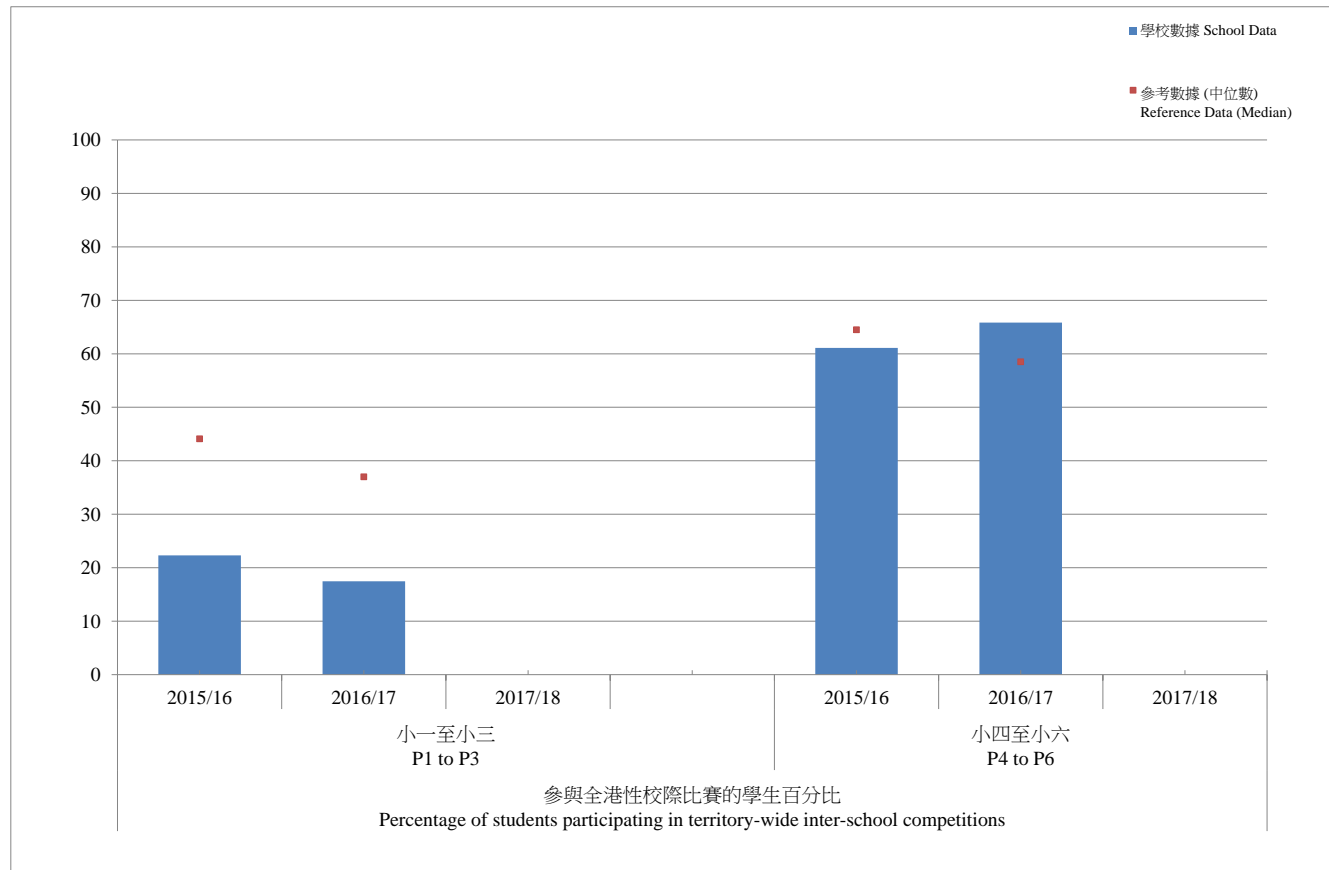


學校數據 School Data			全港常模 Territory Norms			
學年 School Year	平均數 Mean	平均數 Mean	25百分位數 25th P'tile	中位數 Median	75百分位數 75th P'tile	
	2016/17	3.1	2.9	2.5	3.0	3.5
	2017/18	3.0	2.9	2.5	3.0	3.5
15.2	2015/16	--	1.7	1.1	1.4	2.0
	2016/17	2.2	1.7	1.1	1.4	2.0
	2017/18	1.8	1.7	1.1	1.4	2.0
15.3	2015/16	--	3.2	2.9	3.3	3.7
	2016/17	3.3	3.2	2.9	3.3	3.7
	2017/18	3.2	3.2	2.9	3.3	3.7
15.4	2015/16	--	2.9	2.4	3.0	3.4
	2016/17	3.1	2.9	2.4	3.0	3.4
	2017/18	3.1	2.9	2.4	3.0	3.4
15.5	2015/16	--	2.8	2.3	2.8	3.3
	2016/17	3.4	2.8	2.3	2.8	3.3
	2017/18	3.2	2.8	2.3	2.8	3.3
15.6	2015/16	--	3.2	2.9	3.3	3.7
	2016/17	3.5	3.2	2.9	3.3	3.7
	2017/18	3.4	3.2	2.9	3.3	3.7
15.7	2015/16	--	2.8	2.4	2.8	3.4
	2016/17	3.3	2.8	2.4	2.8	3.4
	2017/18	3.2	2.8	2.4	2.8	3.4



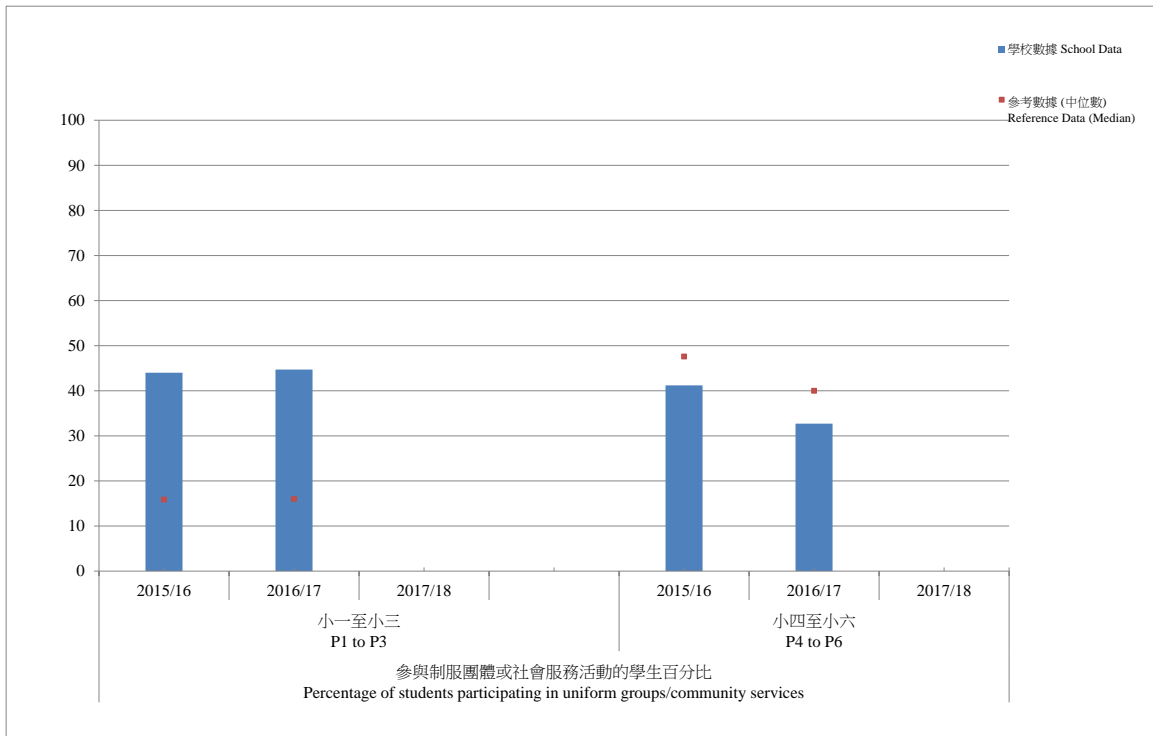
KPM 19 - 參與全港性校際比賽的學生百分比

Percentage of students participating in territory-wide inter-school competitions



學校數據 School Data				參考數據 Reference Data			
		學年 School Year	百分比 Percentage	25百分位數 25th P'tile	中位數 Median	75百分位數 75th P'tile	
19.1	參與全港性校際比賽的學生百分比 Percentage of students participating in territory-wide inter-school competitions	小一至小三 P1 to P3	2015/16	22.3	31.0	44.1	60.2
			2016/17	17.5	28.0	37.0	54.7
			2017/18	--			
19.2		小四至小六 P4 to P6	2015/16	61.1	49.1	64.5	80.0
			2016/17	65.8	46.0	58.5	73.9
			2017/18	--			

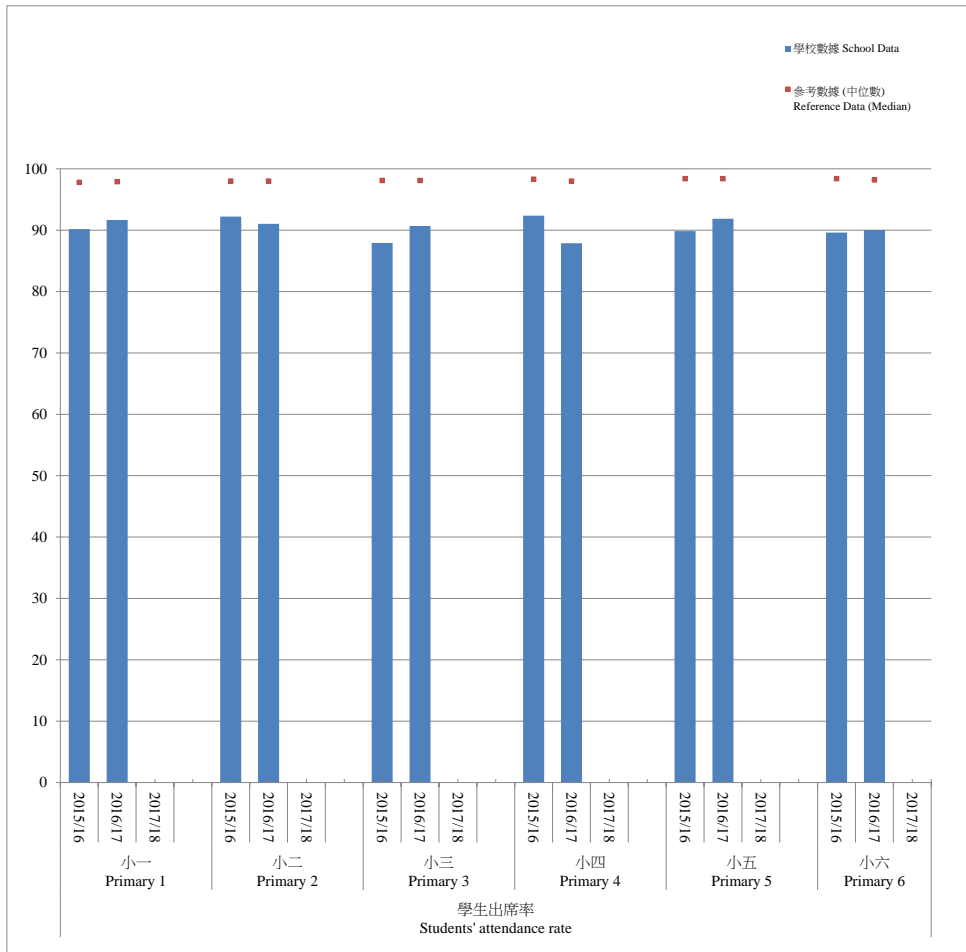
KPM 20 - 參與制服團體或社會服務活動的學生百分比  
 Percentage of students participating in uniform groups/community services



學校數據 School Data				參考數據 Reference Data			
		學年 School Year	百分比 Percentage	25百分位數 25th P'tile	中位數 Median	75百分位數 75th P'tile	
20.1	參與制服團體或社會服務活動的學生百分比 Percentage of students participating in uniform groups/community services	小一至小三 P1 to P3	2015/16	44.0	7.4	15.9	31.8
			2016/17	44.7	6.0	16.0	32.0
			2017/18	--	--	--	--
20.2	參與制服團體或社會服務活動的學生百分比 Percentage of students participating in uniform groups/community services	小四至小六 P4 to P6	2015/16	41.2	25.2	47.6	72.1
			2016/17	32.7	22.2	40.0	64.1
			2017/18	--	--	--	--

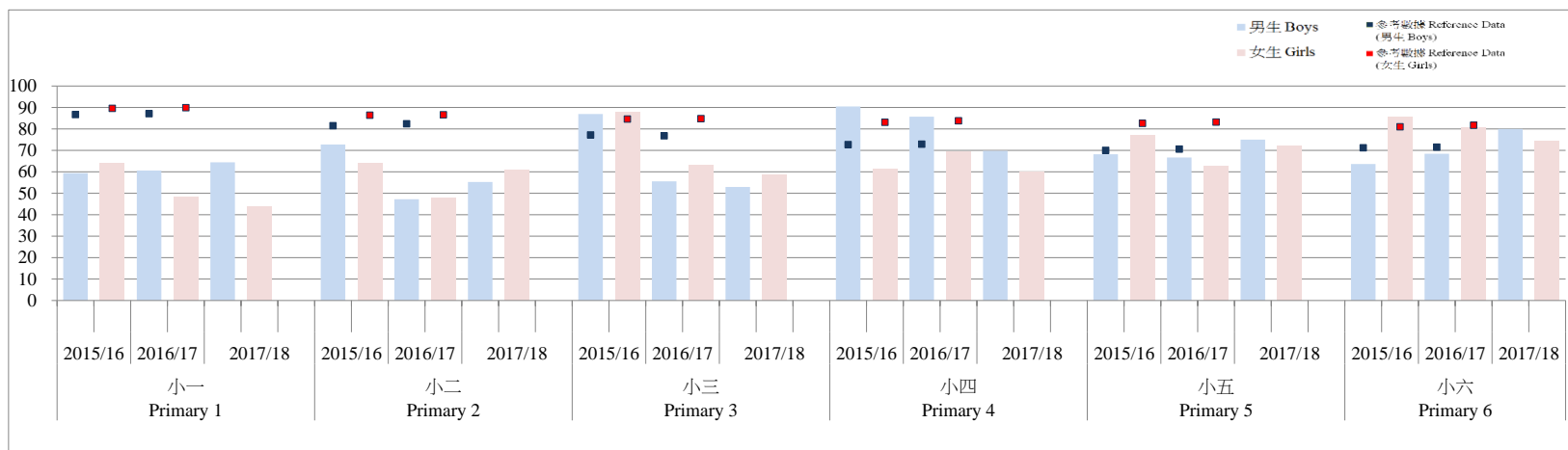
KPM 21 - 學生出席率

Students' attendance rate



學校數據 School Data				參考數據 Reference Data		
		學年 School Year	百分比 Percentage	25百分位數 25th P'tile	中位數 Median	75百分位數 75th P'tile
21.1	小一 Primary 1	2015/16	90.2	97.2	97.8	98.3
		2016/17	91.7	97.2	97.9	98.3
		2017/18	--			
21.2	小二 Primary 2	2015/16	92.2	97.4	98.0	98.4
		2016/17	91.0	97.2	98.0	98.4
		2017/18	--			
21.3	小三 Primary 3	2015/16	87.9	97.7	98.1	98.5
		2016/17	90.7	97.3	98.1	98.5
		2017/18	--			
21.4	小四 Primary 4	2015/16	92.4	97.7	98.3	98.7
		2016/17	87.9	97.6	98.0	98.6
		2017/18	--			
21.5	小五 Primary 5	2015/16	89.9	97.8	98.4	98.8
		2016/17	91.9	97.6	98.4	98.8
		2017/18	--			
21.6	小六 Primary 6	2015/16	89.6	97.9	98.4	98.7
		2016/17	90.0	97.5	98.2	98.7
		2017/18	--			

KPM 22 - 處於可接受體重範圍的學生百分比  
Percentage of students within the acceptable weight range



學校數據 School Data				衛生署學生健康服務的數據 Percentage of students within the acceptable weight range		
	學年 School Year	百分比 Percentage		百分比 Percentage		
		男生 Boys (KPM22.1-22.6)	女生 Girls (KPM22.7-22.12)	男生 Boys (KPM22.1-22.6)	女生 Girls (KPM22.7-22.12)	
處於可接受體重範圍的學生百分比 Percentage of students within the acceptable weight range	小一 Primary 1	2015/16	59.4	64.0	86.7	89.6
		2016/17	60.6	48.3	87.1	89.9
		2017/18	64.4	43.8		
	小二 Primary 2	2015/16	72.7	64.0	81.5	86.4
		2016/17	47.2	48.0	82.4	86.6
		2017/18	55.3	60.7		
	小三 Primary 3	2015/16	87.0	88.0	77.2	84.6
		2016/17	55.6	63.0	76.8	84.8
		2017/18	52.9	58.8		
	小四 Primary 4	2015/16	90.5	61.3	72.7	83.1
		2016/17	85.7	69.6	72.9	83.8
		2017/18	69.8	60.0		
	小五 Primary 5	2015/16	68.2	76.9	70.0	82.6
		2016/17	66.7	62.5	70.6	83.2
		2017/18	75.0	72.0		
	小六 Primary 6	2015/16	63.6	85.7	71.2	81.0
		2016/17	68.4	80.8	71.5	81.7
		2017/18	80.0	74.2		

Notes:

[1] Source: Student Health Service, Department of Health.

[2] Overweight (including obesity) is defined as weight > 120% of the median weight for height for male students with height between 55 and 175 cm and for female students with height between 55 and 165 cm; and BMI ≥ 25 for male students with height > 175 cm and for female students with height > 165 cm.

[3] Underweight (wasting) is defined as weight < 80% of the median weight for height for male students with height between 55 and 175 cm and for female students with height between 55 and 165 cm; and BMI < 18.5 for male students with height > 175 cm and for female students with height > 165 cm.

[4] The acceptable weight range is the range which is NOT classified as either overweight or underweight.

[5] For details of the "median weight for height", please refer to the website of Student Health Service, Department of Health at [http://www.studenthealth.gov.hk/english/health/health\\_dn/health\\_dn\\_oah.html](http://www.studenthealth.gov.hk/english/health/health_dn/health_dn_oah.html)

註：

[1] 資料來自衛生署學生健康服務。

[2] 超重 (包括肥胖) 指體重超過「身高別體重圖表」中位數的 120%，適用於身高 55 厘米至 175 厘米的男童，以及身高 55 厘米至 165 厘米的女童；若身高超過 175 厘米的男童或身高超過 165 厘米的女童，體重指數 (BMI) 達 25 或以上

[3] 消瘦 (Wasting) 指體重低過「身高別體重圖表」中位數的 80%，適用於身高 55 厘米至 175 厘米的男童，以及身高 55 厘米至 165 厘米的女童；若身高超過 175 厘米的男童或身高超過 165 厘米的女童，體重指數 (BMI) 低過 18.5。

[4] 可接受重量範圍是指非分類為超重或消瘦的範圍。

[5] 有關「身高別體重圖表」的詳情，請參考衛生署學生健康服務網站：  
[http://www.studenthealth.gov.hk/tc\\_chi/health/health\\_dn/health\\_dn\\_oah.html](http://www.studenthealth.gov.hk/tc_chi/health/health_dn/health_dn_oah.html)